30th

香港肛腸科學會
Hong Kong Society for Coloproctology

ICDS 2026

International Colorectal Disease Symposium

31 January - 1 February 2026

Hong Kong Convention and Exhibition Centre

E-PROGRAM BOOK

Supporting Organizations:

Korean Society of Coloproctology

Asia Pacific Endo-Lap Surgery Group APELS

TABLE OF CONTENTS

1 Welcome Message
2 Organizing Committee
3 Program-at-a-glance
4 Detailed Program
9 List of Faculty
11 Biography of Faculty
34 List of ePosters
37 Symposium Information
39 Academic Accreditation
40 Floor Plan & Exhibition
42 Acknowledgement

WELCOME MESSAGE

Dr. Simon CHU
Symposium Co-director, ICDS 2026

Dr. Chi Wai LAU
Symposium Co-director, ICDS 2026

Prof. Simon Siu Man NG
Symposium Honorary Advisor, ICDS 2026

Prof. Michael Ka Wah LI
Symposium Honorary Advisor, ICDS 2026

Dear Colleagues and Friends,

Welcome to the International Colorectal Disease Symposium 2026 (ICDS 2026), which will be held at the Hong Kong Convention and Exhibition Centre from 31st January to 1st February, 2026. This year's meeting is especially meaningful as we celebrate the 30th anniversary of Hong Kong Society for Coloproctology founding.

For three decades, our society has united experts worldwide to foster global collaboration and innovation in colorectal surgery. This symposium gathers renowned leaders from world-wide and local institutions, who will share their latest insights in innovations and multidisciplinary approaches in colorectal disease management through a series of keynote lectures, panel discussion and free papers discussion.

As we mark this significant milestone, we honour our proud legacy and look forward to continuing our mission of promoting colorectal surgery.

Thank you for joining us in Hong Kong for this momentous occasion. May this symposium inspire fruitful discussions, lasting collaborations, and new breakthroughs.

Welcome to ICDS 2026 and our 30th anniversary celebration!

ORGANIZING COMMITTEE

Symposium Co-directors

Dr. Simon CHU

Dr. Chi Wai LAU

Symposium Honorary Advisors

Prof. Simon Siu Man NG

Prof. Michael Ka Wah LI

Committee Members

Prof. Dominic Chi Chung FOO

Dr. Henry Kin Ming JOENG

Dr. Man Fung HO

Dr. Wai Hong CHAN

Dr. Vienna Man Wah NG

Dr. Lok Ping SI

Ms. Choi Ping LAM

Ms. Ching Han LEUNG

Mr. Chi Wai HO

PROGRAM-AT-A-GLANCE

31 January 2026 (Saturday)

08:00-08:30 **Registration**	
Room S421	**Room S426-S427**
08:30-09:00 **Opening Ceremony & Opening Address**	
09:00-10:30 **Keynote Lectures I**	
10:30-11:00 **Tea Break**	
11:00-12:30 **Keynote Lectures II**	
12:30-13:30 **Lunch Symposium**	
13:30-15:00 **1A - Joint Symposium: Hong Kong Society for Coloproctology and Korean Society of Coloproctology**	13:30-15:00 **1B – APELS Symposium**
15:00-15:30 **Tea Break**	
15:30-17:00 **2A – Robotic Surgery**	15:30-17:00 **2B – Innovations in Surgery and Endoscopy**

1 February 2026 (Sunday)

08:00-08:30 **Registration**	
Room S421	**Room S426-S427**
08:30-09:00 **Breakfast Symposium**	
09:00-10:30 **3A - Fistula in Ano Essentials**	09:00-10:30 **3B - CR Nursing**
10:30-11:00 **Tea Break**	
11:00-12:30 **4A - Management of Colorectal Metastasis**	11:00-12:30 **4B - Inflammatory Bowel Disease**
12:30-13:30 **Lunch Symposium**	
13:30-15:00 **5A - Rectal Cancer Management from Early to Advanced**	13:30-15:00 **5B - OR / Endoscopy Nursing**
15:00-15:30 **Tea Break**	
15:30-17:00 **6A - Advancements in Colon Surgery**	15:30-17:00 **6B - Free Paper Session**
17:00 **Closing Remarks & Lucky Draw**	

** Program is subject to change without prior notice.*

31 January 2026 (Saturday)

Venue: Room S421, Level 4, Hong Kong Convention and Exhibition Centre (unless specified otherwise)

Time/Venue	Room S421	Room S426-S427
08:30-09:00	**Opening Ceremony & Opening Address**	
09:00-10:30	**Keynote Lectures I** *Moderators: Prof. Gyu Seog CHOI, Prof. Simon Siu Man NG*	
09:00-09:20	**Natural orifice specimen extraction in colorectal surgery** Prof. William CHEN	
09:20-09:40	**The RPAH experience in pelvic exenteration surgery** Dr. Peter LEE	
09:40-10:00	**Minimal invasive treatment of rectal cancer: Past, present and future** Prof. Woo Yong LEE	
10:00-10:20	**TME is the standard for rectal cancer: How do we eliminate morbidities and make it the PERFECT CANCER OPERATION?** Prof. Bill HEALD	
10:20-10:30	**Panel Discussion**	
10:30-11:00	**Tea Break**	
11:00-12:30	**Keynote Lectures II** *Moderators: Prof. William CHEN, Dr. Chi Wai LAU*	
11:00-11:20	**Current status of robotic colorectal cancer surgery in Japan** Prof. Yusuke KINUGASA	
11:20-11:40	**Implications of complete response to radiation for locally advanced rectal cancer** Prof. Gyu Seog CHOI	
11:40-12:00	**Transanal total mesorectal excision versus laparoscopic total mesorectal excision for mid and low rectal cancer (COLOR III): Short-term outcomes of an international multicentre, phase 3, randomized controlled, non-inferiority trial and overview of the literature** Prof. Jurriaan TUYNMAN	
12:00-12:20	**Hester Cheung Memorial Lecture** **Robotic colorectal surgery in Hong Kong: Past achievements, present practices, and future directions** Prof. Simon Siu Man NG	
12:20-12:30	**Panel Discussion**	
12:30-13:30	**Lunch Symposium** *(Sponsored by Olympus)* *Moderator: Dr. Tony Wing Chung MAK* **Novel closure device for endoscopic lesion** Dr. Simon CHU	

31 January 2026 (Saturday)

Venue: Room S421, Level 4, Hong Kong Convention and Exhibition Centre (unless specified otherwise)

Time/Venue	Room S421	Room S426-S427
13:30-15:00	**1A - Joint Symposium: Hong Kong Society for Coloproctology and Korean Society of Coloproctology** *Moderators: Prof. Woo Yong LEE, Dr. Simon CHU*	**1B - APELS Symposium** *Moderators: Prof. Michael Ka Wah LI, Prof. Simon Siu Man NG*
13:30-13:50	**Artisential in colorectal cancer surgery** Prof. Yoon Suk LEE	**Single-stapling anastomosis after robotic TME** Asst. Prof. Mina SHEN
13:50-14:10	**Management of rectal neuroendocrine tumours - Where are we in 2026?** Dr. Simon CHU	**Anatomical fixation and vascular variability: Why descending colon cancer is not straightforward** Prof. William CHEN
14:10-14:30	**Watch and wait policy to defer defunctioning stoma after low anterior resection** Prof. Hye Jin KIM	**Novel endoscopic resection and closure techniques for GI pathologies** Dr. Hon Chi YIP
14:30-14:50	**Update on TNT for locally advanced rectal cancer - A surgeon's perspective** Dr. Henry Kin Ming JOENG	**CELS for gastric and colorectal surgery** Dr. Alfred Allen E. BUENAFE
14:50-15:00	**Panel Discussion**	**Panel Discussion**
15:00-15:30	**Tea Break**	
15:30-17:00	**2A - Robotic Surgery** *Moderators: Prof. Yusuke KINUGASA, Dr. Man Fung HO*	**2B - Innovations in Surgery and Endoscopy** *Moderators: Prof. Yong Sik YOON, Dr. Henry Kin Ming JOENG*
15:30-15:50	**From real 1 to real 2** Prof. Jianmin XU	**Surgical quality improvement through innovation and education** Prof. Woo Yong LEE
15:50-16:10	**Current status of robotic colonic surgery** Prof. Simon Siu Man NG	**Pushing the boundaries of colorectal ESD: Techniques to improve outcomes** Dr. Ken OHATA
16:10-16:30	**How to choose robotic platform for treatment of rectal cancer: Multiport or single port?** Prof. Gyu Seog CHOI	**Early colorectal cancer - Approach in management** Dr. Elaine NG
16:30-16:50	**Boom or bust: Is robotic colorectal surgery sustainable** Dr. James NGU	**Transanal resection of rectal tumors: Our experience** Dr. Alfred Allen E. BUENAFE
16:50-17:00	**Panel Discussion**	**Panel Discussion**

1 February 2026 (Sunday)

Venue: Room S421, Level 4, Hong Kong Convention and Exhibition Centre *(unless specified otherwise)*

Time/Venue	Room S421	Room S426-S427
08:30-09:00	**Breakfast Symposium** *(Sponsored by A. Menarini)* *Moderator: Dr. Lok Ping SI* **Management of perioperative anemia in surgery: Efficacy and safety of IV iron** Prof. Aryeh SHANDER	
09:00-10:30	**3A - Fistula in Ano Essentials** *Moderators: Dr. Jennifer Hiu Fung CHIU, Dr. Vienna Man Wah NG*	**3B - CR Nursing** *Moderators: Ms. Hau Lan NGAN, Ms. Yuk Kam PANG*
09:00-09:20	**Role of MRI in management of complex anal fistulas** Dr. Pankaj GARG	**Parastomal assessment using the USG** Mr. Chi Wai HO
09:20-09:40	**Advanced anal fistula treatment concepts: Partition and intervention** Prof. Arun ROJANASAKUL	**Practical tips of perineal wound management after Abdomino-Perineal Resection** Mr. Hin Moon CHONG
09:40-10:00	**TROPIS procedure for complex anal fistulas** Dr. Pankaj GARG	**Leading change together: The role of international partnership in enterostomal therapy nursing** Ms. Cecilia SIT
10:00-10:20	**LIFT 2026** Prof. Arun ROJANASAKUL	**Challenges of CCM: What we can do** Mr. Leo CHEUNG
10:20-10:30	**Panel Discussion**	**Panel Discussion**
10:30-11:00	**Tea Break**	
11:00-12:30	**4A - Management of Colorectal Metastasis** *Moderators: Dr. Peter LEE, Dr. Rashid LUI*	**4B - Inflammatory Bowel Disease** *Moderators: Dr. Joyce MAK, Dr. Dennis Chung Kei NG*
11:00-11:20	**Synchronous liver resection of colorectal liver metastasis** Prof. Jianmin XU	**Reconstruction after bowel resection for inflammatory bowel disease** Prof. Kaori FUTABA
11:20-11:40	**HIPEC** Prof. Jurriaan TUYNMAN	**Top 10 challenges in IBD in 2026** Dr. David RUBIN
11:40-12:00	**Pressurized intraperitoneal aerosol chemotherapy: What is the current evidence?** Prof. Dominic Chi Chung FOO	**Optimizing surgical strategy for Crohn's perianal fistula** Prof. Yong Sik YOON
12:00-12:20	**Immunotherapy** Prof. Feng WANG	**Intestinal ultrasound in inflammatory bowel disease** Dr. Joyce MAK
12:20-12:30	**Panel Discussion**	**Panel Discussion**

1 February 2026 (Sunday)

Venue: Room S421, Level 4, Hong Kong Convention and Exhibition Centre (unless specified otherwise)

Time/Venue	Room S421	Room S426-S427
12:30-13:30	**Lunch Symposium** *(Sponsored by Medtronic)* *Moderator: Dr. Cliff Chi Chiu CHUNG* **Redefining colorectal cancer surgery through advanced surgical technologies** Dr. Ichiro TAKEMASA	
13:30-15:00	**5A - Rectal Cancer Management from Early to Advanced** *Moderators: Prof. Hye Jin KIM,* *Prof. Dominic Chi Chung FOO*	**5B - OR / Endoscopy Nursing** *Moderators: Ms. Chui Ping LAM,* *Ms. Wing Shan LEE* *Ms. Ching Han LEUNG*
13:30-13:50	**Early rectal cancer management; local excision first strategy for cT1/2 rectal tumors and adjuvant chemoradiation for those with high risk features. Results of the randomized TESAR trial** Prof. Jurriaan TUYNMAN	**Navigating challenges: The nurse's essential role in managing ESD complications** Ms. Penny Pui Ning LAM
13:50-14:10	**Total neoadjuvant treatment and "Watch & Wait"** Prof. Songphol MALAKORN	**Patient blood management for colorectal cancer patients** Ms. Nga Fan SHUM
14:10-14:30	**The surgical approach to performing robotic beyond TME resections and pelvic exenteration** Dr. Peter LEE	**From assessment to discharge: A nursing roadmap for the cytoreductive surgery/ HIPEC patient journey** Ms. Choi Ping LAM
14:30-14:50	**Pelvic lymph node disease management** Dr. James NGU	**Participating in HIPEC-Perioperative nursing perspective** Ms. On Wa KOO
14:50-15:00	**Panel Discussion**	**Panel Discussion**
15:00-15:30	**Tea Break**	
15:30-17:00	**6A - Advancements in Colon Surgery** *Moderators: Dr. Wai Hong CHAN,* *Dr. Michelle Hau Ching LO*	**6B - Free Paper Session** *Moderators: Dr. Chi Kwan KONG,* *Dr. Sabrina Po Yan WONG* *Judges: Dr. Elaine NG, Dr. James NGU* *(Please refer to Page 8.)*
15:30-15:50	**Benefits of intra-corporeal anastomosis in robotic colon surgery** Prof. Yong Sik YOON	
15:50-16:10	**Easier CME + D3 dissection in robotic right hemicolectomy for obese patients** Asst. Prof. Mina SHEN	
16:10-16:30	**SP robotic surgery in colorectal cancer** Prof. Hye Jin KIM	
16:30-16:50	**Colonic flap reconstruction in Thailand** Prof. Songphol MALAKORN	
16:50-17:00	**Panel Discussion**	
17:00	**Closing Remarks & Lucky Draw**	

Free Paper Session

6B-01
Implementation of an enhanced recovery after surgery (ERAS) protocol in a general surgical unit: A prospective cohort study on outcomes in colorectal surgery
Tharveen NAIR
Hospital Selayang, Malaysia

6B-02
Ligasure-assisted lateral internal sphincterotomy for chronic anal fissure: A prospective clinical study
Hai Truong DANG
Can Tho University of Medicine and Pharmacy, Viet Nam

6B-03
Risk stratification of non-adenomatous colon polyps using CD133: A new approach for surgeons
Aynur SAFIYEVA
Central Customs Hospital, Azerbaijan

6B-04
Pre-operative endoscopic assessment and MRI as predictors of pathological complete response and long-term survival in locally advanced rectal cancer after neoadjuvant therapy
Trevor M YEUNG
The Chinese University of Hong Kong, Hong Kong

6B-05
Histopathological risk factors for lymph node metastases in pT1 colorectal cancer: A multicentre cohort study
Cheuk Ho LAM
Princes of Wales Hospital, Hong Kong

6B-06
A standardized port-site and patient position strategy for robotic right hemicolectomy using Hugo™ RAS: Technical feasibility with educational benefits
Joyce Si Liang TE
China Medical University Hospital, Taiwan

6B-07
Gut microbiome dysbiosis and metabolite-mediated immune modulation in colorectal cancer progression
Yuchen CHANG
China Medical University Hospital, Taiwan

6B-08
Mucosa-removed sigmoid colonic flap for large pelvic dead space reconstruction after exenteration in advanced and recurrent rectal cancer: Laparoscopic versus open approach
Kitrawee JIRATHANIRUANGKIT
King Chulalongkorn Memorial Hospital, Thailand

LIST OF FACULTY

Keynote Speakers

Prof. William CHEN
China Medical University,
Taiwan

Prof. Gyu Seog CHOI
Kyungpook National University Chilgok Hospital,
Korea

Prof. Bill HEALD
Champalimaud Institute,
United Kingdom

Prof. Yusuke KINUGASA
Institute of Science Tokyo,
Japan

Dr. Peter LEE
Royal Prince Alfred Hospital,
Australia

Prof. Woo Yong LEE
Sungkyunkwan University,
Korea

Prof. Simon Siu Man NG
The Chinese University of Hong Kong,
Hong Kong

Prof. Jurriaan TUYNMAN
Amsterdam UMC,
Netherlands

Speakers

Dr. Alfred Allen E. BUENAFE
Philippines

Mr. Leo CHEUNG
Hong Kong

Mr. Hin Moon CHONG
Hong Kong

Dr. Simon CHU
Hong Kong

Prof. Dominic Chi Chung FOO
Hong Kong

Prof. Kaori FUTABA
Hong Kong

Dr. Pankaj GARG
India

Mr. Chi Wai HO
Hong Kong

Dr. Henry Kin Ming JOENG
Hong Kong

Prof. Hye Jin KIM
Korea

Ms. On Wa KOO
Hong Kong

Ms. Choi Ping LAM
Hong Kong

Ms. Penny Pui Ning LAM
Hong Kong

Prof. Yoon Suk LEE
Korea

Dr. Joyce MAK
Hong Kong

Prof. Songphol MALAKORN
Thailand

Dr. Elaine NG
Malaysia

Dr. James NGU
Singapore

Dr. Ken OHATA
Japan

Prof. Arun ROJANASAKUL
Thailand

Dr. David RUBIN
United States

Prof. Aryeh SHANDER
United States

Asst. Prof. Mina SHEN
Taiwan

Ms. Nga Fan SHUM
Hong Kong

Ms. Cecilia SIT
Hong Kong

Dr. Ichiro TAKEMASA
Japan

Prof. Feng WANG
China

Prof. Jianmin XU
China

Dr. Hon Chi YIP
Hong Kong

Prof. Yong Sik YOON
Korea

Moderators / Judges

Dr. Wai Hong CHAN
Hong Kong

Prof. William CHEN
Taiwan

Dr. Jennifer Hiu Fung CHIU
Hong Kong

Prof. Gyu Seog CHOI
Korea

Dr. Simon CHU
Hong Kong

Dr. Cliff Chi Chiu CHUNG
Hong Kong

Prof. Dominic Chi Chung FOO
Hong Kong

Dr. Man Fung HO
Hong Kong

Dr. Henry Kin Ming JOENG
Hong Kong

Prof. Hye Jin KIM
Korea

Prof. Yusuke KINUGASA
Japan

Dr. Chi Kwan KONG
Hong Kong

Ms. Chui Ping LAM
Hong Kong

Dr. Chi Wai LAU
Hong Kong

Ms. Wing Shan LEE
Hong Kong

Prof. Woo Yong LEE
Korea

Dr. Peter LEE
Australia

Ms. Ching Han LEUNG
Hong Kong

Prof. Michael Ka Wah LI
Hong Kong

Dr. Michelle Hau Ching LO
Hong Kong

Dr. Rashid LUI
Hong Kong

Dr. Joyce MAK
Hong Kong

Dr. Tony Wing Chung MAK
Hong Kong

Dr. Dennis Chung Kei NG
Hong Kong

Prof. Simon Siu Man NG
Hong Kong SAR

Dr. Elaine NG
Malaysia

Dr. Vienna Man Wah NG
Hong Kong

Ms. Hau Lan NGAN
Hong Kong

Dr. James NGU
Singapore

Ms. Yuk Kam PANG
Hong Kong

Dr. Lok Ping SI
Hong Kong

Dr. Sabrina Po Yan WONG
Hong Kong

Prof. Yong Sik YOON
Korea

Keynote Speakers

Prof. William CHEN
China Medical University, Taiwan

Prof. William Tzu-Liang Chen is a distinguished colorectal surgeon, educator, and healthcare leader currently serving as Superintendent of China Medical University Hsinchu Hospital and Professor of Surgery at China Medical University College of Medicine in Taiwan. He is also the President of the Taiwan Society of Colon & Rectal Surgeons (TSCRS), where he leads national efforts to elevate surgical training, patient safety, and academic collaboration.

Prof. Chen is widely recognized for his expertise in minimally invasive and robotic colorectal surgery, with a focus on total mesorectal excision, TaTME, and AI-assisted outcome prediction. His leadership extends beyond the operating room—he is spearheading a three-year Smart Hospital and AI Transformation Plan at China Medical University Hsinchu Hospital, integrating digital health technologies to enhance quality and efficiency.

Internationally active, Prof. Chen has established collaborative programs with major institutions across Asia, Europe, and North America, promoting cross-regional education and innovation in colorectal surgery. A passionate mentor and visionary administrator, he is dedicated to nurturing the next generation of surgeons and advancing Taiwan's role in global surgical excellence.

Keynote Speakers

Prof. Gyu Seog CHOI
Kyungpook National University Chilgok Hospital, Korea

Prof. Gyu Seog Choi is a leading pioneer in minimally invasive surgery (MIS) for colorectal cancer, having introduced laparoscopic techniques as early as 1994. To date, he has performed more than 10,000 laparoscopic and robotic colorectal cancer procedures. He is an active and founding member of several major surgical societies and has served in multiple leadership roles, including Past President of the Clinical Robotic Surgery Association and the Korean Society of Endoscopic and Robotic Surgery, President-Elect of the Korean Society of Coloproctology, and Founder of the Asian Robotic Camp for Colorectal Surgeons (ARCCS).

Prof. Choi has authored more than 200 peer-reviewed publications in the fields of surgery and oncology, and his academic excellence has been recognized through numerous honors, including the prestigious Karl-Storz Award from the European Association for Endoscopic Surgery (EAES). He currently serves as Professor in the Division of Colorectal Surgery at Kyungpook National University Hospital. His major clinical and research interests include minimally invasive and robotic surgery for colorectal cancer, as well as cancer immunogenetics.

Keynote Speakers

Prof. Bill HEALD
Champalimaud Institute, United Kingdom

Prof. Bill Heald is Chairman of the Colorectal Cancer Programme at The Champalimaud Institute, Lisbon, Chairman of The European Academy of Robotic Colorectal Surgeons and Founder of the Pelican Cancer Foundation, Basingstoke Hospital, UK. He graduated with a First from Cambridge University and later the Mastership of Surgery (MChir). He is currently an Emeritus Professor at the University of Southampton and splits his time between Portugal and the UK as an International colorectal cancer lecturer and teacher of surgical technique. He is deeply involved in rectal cancer research and the teaching of laparoscopic and robotic surgery.

His lifetime work has centred around the conception, development and introduction throughout the world of "Total Mesorectal Excision". This was the first cancer procedure to be based anatomically on embryological principles. He was until recently performing and overseeing operative live open TME demonstrations in various European cities and to date has executed over 600 TV-based live operative demonstrations in more than 74 countries.

He has honorary fellowships at the American College of Surgeons, the American Society of Colon & Rectal Surgeons and the Royal College of Surgeons in Ireland. Additionally, Bill also holds honorary fellowships in Portugal, Italy, Germany, Austria, Switzerland, France, Sweden, China, the Netherlands and Serbia.

Bill served for 12 years on Council for the Royal College of Surgeons (2 years as Vice President). He has been elected President of the Section of Coloproctology at the Royal Society of Medicine and of the Association of Coloproctology of GB and Ireland.

Recent honours include, the BASO Ronald Raven Lifetime Achievement Award, the Grand Silver Medal from the Karolinska Institute in Sweden and the Royal Order of the Polar Star for special services to Swedish cancer surgery awarded by King Carl Gustaf of Sweden.

Keynote Speakers

Prof. Yusuke KINUGASA
Institute of Science Tokyo, Japan

Professor Yusuke Kinugasa is a colorectal surgeon. He is professor of Gastrointestinal Surgery, Institute of Science Tokyo (Former Tokyo Medical and Dental University) since 2017. He concurrently serves as Chairman of the Department of Colorectal Surgery, Director of Center for Minimally Invasive Surgery, and Assistant Hospital Director.

Before taking this position in Tokyo, he graduated from Tokyo Medical and Dental University in 1998. he worked at Shizuoka Cancer Center for 11 years as a Chief of Colorectal Surgery. He has experienced the most robotic colorectal cancer surgery in Japan. He is also familiar with pelvic anatomy and laparoscopic surgery.

Keynote Speakers

Dr. Peter LEE
Royal Prince Alfred Hospital, Australia

Dr. Lee is a colorectal and sarcoma surgeon at the Royal Prince Alfred Hospital specializing in maximally invasive and minimally invasive surgery, laparoscopic and robotic surgery. He performs maximally invasive surgeries, such as pelvic exenterations for recurrent rectal cancers, other complex pelvic malignancies and sarcomas of the abdomen and pelvis.

He is the Director of Surgery of RPAH and Chairman of JL Operating Theatres. He is the Program Lead for Retroperitoneal Sarcoma at RPAH and Chris O'Brien Lifehouse Cancer Centre. He is the Director of Operations of the Sydney Local Health District Robotic Program and for the department of Colorectal Surgery RPAH/ Institute of Academic Surgery.

He is the Honorary Proctor for pelvic exenteration MDT for Malaysia appointed by the Ministry of Health and external expert for pelvic exenteration surgery at King Faisal Specialist Hospital and Research Centre, Saudia Arabia.

Keynote Speakers

Prof. Woo Yong LEE
Sungkyunkwan University, Korea

Prof. Woo Yong Lee is a Professor of Surgery at Samsung Medical Center, Sungkyunkwan University School of Medicine, and currently serves as the General Director of the Samsung Comprehensive Cancer Center. A distinguished leader in the medical community, he holds several key leadership roles, including Vice President of the Korean Medical Association, President of the International Society of University Colorectal Surgeons (ISUCRS), President of the Korean Surgical Society, and President of the Korean Society of Coloproctology. He earned all his medical degrees from Seoul National University, including his Ph.D. in Medicine.

Prof. Lee has extensive administrative and organizational experience, having served as Chief of the Department of Surgery at Samsung Medical Center and held pivotal board leadership positions in numerous national societies, such as Chairman of the Korean Society of Colorectal Surgery, the Korean Society of Surgical Oncology, the Korean Surgical Society, and the Korean Public Tissue Bank. He has been recognized with multiple national honors, including a Commendation from the Prime Minister of Korea and the Order of Service Merit from the Korean Government. His academic contributions include authorship of textbook chapters and the receipt of several international best poster awards. In 2007, he was named Best Teacher of the Year at Samsung Medical Center.

Keynote Speakers

Prof. Simon Siu Man NG
The Chinese University of Hong Kong,
Hong Kong

Prof. Simon Ng graduated from the medical school of The Chinese University of Hong Kong (CUHK) in 1995 with 7 distinctions and was awarded the honor degree and double Gold Medals. He passed the Joint Specialty Fellowship Examination in General Surgery in 2002 with highest marks and won the LiShields Medal. In 2013, Prof Ng received his Medical Doctoral Degree with Commendation from CUHK for his research thesis on the long-term outcomes of laparoscopic surgery for rectal cancer.

Prof. Ng is currently Associate Dean (Student Affairs) of the Faculty of Medicine, Chairman and Wei Lun Professor of Surgery of the Department of Surgery, and Chief of the Division of Colorectal Surgery, CUHK. He is the Immediate Past President of the Hong Kong Society for Coloproctology, a Council Member of the Hong Kong Society of Robotic Surgery, an Honorary Member of the Korean Society of Coloproctology and the Korean Association of Robotic Surgeons, the Secretary General of the Asia Pacific Endo-Lap Surgery Group, and the International Chair of the Global Reach Committee of the European Society of Coloproctology (ESCP).

Prof. Ng's main clinical and research interests are minimally invasive/robotic surgery and advanced endoscopic therapy for colorectal diseases, multimodality treatment for colorectal cancer, colorectal cancer screening, and biomarkers for colorectal cancer. He is the first colorectal surgeon in the world to perform robotic colorectal surgery using the da Vinci SP Surgical System and the Cornerstone Robotic Surgical System. He has published over 300 articles in peer-reviewed journals, including first-authored publications in top-notched journals such as Lancet, Gastroenterology, and Annals of Surgery. His research work in colorectal surgery has earned him a number of international and national awards. In recognition of his outstanding performance in the surgical profession and his contribution to the community, Prof Ng was selected as one of the awardees of the Ten Outstanding Young Persons of Hong Kong in 2010.

Keynote Speakers

Prof. Jurriaan TUYNMAN
Amsterdam UMC,
Netherlands

Professor Dr. Jurriaan Tuynman is a colorectal surgeon dedicated to innovate, educate colorectal surgery for colorectal cancer. He is trained in Amsterdam and in Oxford and is working in Amsterdam UMC. He is Principal Investigator of multicenter/national trials including TESAR, COLOR, RIGHT and OLIPEC. He is the lead for colon surgery training for surgical trainees, he lead advanced courses including robotic CME for right colon cancer and has set up a large national training project to improve outcomes for right colonic cancer; the Right Project.

Speakers

Dr. Alfred Allen E. BUENAFE
Philippines

Dr. Alfred Allen E. Buenafe, MD, FPCS, FACS is an Executive Director of the Philippine Center for Advanced Surgery (PCAS) and he has experience of 27 years in the field of endoscopic and laparoscopic fields. As an authority in the field, he has been invited as a speaker for International Conventions and Workshops in Basic and Advances Laparoscopy in Europe and Asian countries. He completed a Doctor of Medicine from De La Salle University in 1991. His current leadership positions are the president of Endoscopic and Laparoscopic Surgeons of Asia (ELSA), Joint Secretary General of Asia Pacific Hernia Surgery (APHS), and Board of Directors of Joint Secretary General of Asia Endosurgery Task Force (AETF) Asia Pacific Endo Laparoscopic Group. He is also the editor of the Asian Journal of Endoscopic Surgery (official publication of ELSA).

Mr. Leo CHEUNG
Hong Kong

Mr. Leo, Cheung is providing Colorectal nursing service since 2015 and appointed as Nurse Consultant (Colorectal Care) in HKEC of the Hospital Authority since 2022. He is now managing the Integrated Model of Specialist Outpatient Service through Surgical Nurse Clinic (Colorectal Care) in HKEC. The clinic aims to provide a comprehensive service to assess, support, manage and educate patients and families need colorectal care services with the coordination of multidisciplinary team. Nursing services including behavioral therapy, pelvic floor muscle training, biofeedback is provided for manage on pelvic floor disorder and bowel dysfunction through the clinic.

Speakers

Mr. Hin Moon CHONG
Hong Kong

Chris Chong Hin Moon is a Nurse Consultant focusing on Stoma & Wound Care at the New Territories West Cluster of the Hong Kong Hospital Authority who regularly manages high-complexity cases such as surgical wounds, burn-related wounds, stoma complications, and lymphoedema. He holds elite certifications as a WCET-accredited Enterostomal Therapist and an ALA-certified Lymphoedema Therapist. Active in the profession, he is currently Vice Chairman of the Hong Kong Enterostomal Therapists Association and a member of the Hospital Authority's Specialist Advisory Group.

Chris Chong co-authored a study (published in Wounds UK) documenting the successful use of a non-invasive "Tailor-Made Skin-Stretch Device" to treat laparotomy wound dehiscence, and co-authored the book "*Lymphoedema Care Case Studies* (Fudan University Press)", demonstrating his contribution to translating clinical success into educational resources.

Dr. Simon CHU
Hong Kong

Dr. Chu Simon is the Co-Director of the International Colorectal Disease Symposium 2026 in Hong Kong and the President of the Hong Kong Society for Coloproctology. He serves as a Consultant in the Colorectal Surgery Team at Prince of Wales Hospital and as an Honorary Clinical Associate Professor at the Faculty of Medicine, The Chinese University of Hong Kong.

He leads the Cytoreductive Surgery and Hyperthermic Intraperitoneal Chemotherapy (HIPEC) team at Prince of Wales Hospital, one of the two tertiary referral centers in Hong Kong, with expertise in advanced peritoneal surface cancer management. He has delivered invited lectures in Hong Kong and across Asia, including at the 32nd Biennial Congress of International Society of University Colon and Rectal Surgeons & 11th International Colorectal Research Summit, Korea.

He is well experienced in performing minimally invasive / robotic surgery for colorectal cancer. His research focuses on advanced endoscopic colorectal neoplasm resection and multimodal treatment of rectal cancer. His work has been published in "**Endoscopy**" , "**Annals of Oncology**" and "**ESMO-GI**", with his paper "**Prospective single-arm trial on feasibility and safety of an endoscopic robotic system for colonic endoscopic submucosal dissection**" in "**Endoscopy**" receiving the Most Innovative Paper of the Year in 2024. He also contributes to international research on endoscopic full-thickness resection for rectal neoplasm, the first international multi-center cohort on its feasibility and safety, which was presented at UEG Week 2005.

Speakers

Prof. Dominic Chi Chung FOO
Hong Kong

Prof. Dominic Foo is a Clinical Associate Professor at the University of Hong Kong. He is the chief of Colorectal Surgery at the Queen Mary Hospital. He is the director of Surgical Skills Centre of the University of Hong Kong. His main interest is minimally invasive colorectal surgery, robotic and transanal surgeries and peritoneal surface malignancies. He is listed as the world top 2% of all scientists by citations from a 2024 Stanford University survey.

Prof. Kaori FUTABA
Hong Kong

Prof. Futaba graduated from Medical School at the University of Birmingham in the United Kingdom. She completed her training in General, Colorectal, and Minimally Invasive Surgery in the UK. She is now an Associate Professor at the Chinese University of Hong Kong and has a specialist interest in minimally invasive colorectal surgery, pelvic floor and inflammatory bowel disease.

Her current research interests are in novel assessments and treatments of functional bowel disorders, minimally invasive treatments for colorectal disease and inflammatory bowel disease. She continues to be actively involved in international collaborative research.

Speakers

Dr. Pankaj GARG
India

Dr. Pankaj GARG is a pioneering colorectal surgeon and prolific innovator, recognized as a world-record holder for surgical innovations. He has developed 36 novel contributions in the field, including 8 eponymous procedures and concepts published in high-impact journals. His landmark innovations include new surgical procedures (e.g., TROPIS, LOCULA), original classifications (Garg classification for anal fistula), foundational treatment principles (Garg Cardinal principles), and the discovery of new anatomical entities (e.g., Outersphincteric space, Garg fascia).

His scholarly output comprises over 225 peer-reviewed publications and book chapters, supported by 5 patents and copyrights. He is the founder of the Garg Fistula Research Institute (GFRI), a dedicated center for proctology research in India, and serves as a visiting professor at several international universities in Russia, China, Italy & Kuwait.

He is a recipient of top awards and honorary fellowships from major international societies, including the ASCRS and SAGES in the USA. Beyond clinical science, he is a sought-after motivational speaker and the author of the best-selling book, How to Master the Art of Decision-making.

Mr. Chi Wai HO
Hong Kong

Mr. Chi Wai Ho was the First Nurse Consultant in Hong Kong in 2009. He has been working in Stoma and Wound Care Nursing since 1997. He discovered the Advanced Wound Assessment using the Woundoscopy in 2009; explored the Fluorescent Diagnosis of Stoma Mucosa and was awarded the International Presenter Award in 2015.

He further explored Ultrasound Diagnostic in Stoma and Wound Nursing. He has been recognized as the Clinical Excellence in Stoma Care 2022 in the British Journal of Nursing.

Speakers

Dr. Henry Kin Ming JOENG
Hong Kong

Dr. Joeng graduated from the University of Hong Kong in 1999.

He is currently Chief of Service and Consultant Surgeon of the Department of Surgery, United Christian Hospital. He is also serving as Honorary Clinical Associate Professor of Faculty of Medicine at both The University of Hong Kong and The Chinese University of Hong Kong.

Dr. Joeng is specialized in minimally invasive colorectal cancer surgery and advanced endoscopic surgery. He underwent overseas training under the supervision of Prof Junji Okuda at Osaka for laparoscopic colorectal surgery, Dr Antonio Lacy at Barcelona for transanal total mesorecctal excision and Dr Yutaka Saito at Tokyo for endoscopic submucosal dissection.

Dr. Joeng is actively engaged in surgical education and training. He currently serves as Examiner of Fellowship & Membership Examinations and Councillor of the College of Surgeons of Hong Kong, Honorary Treasurer of the Hong Kong Society of Coloproctology.

Prof. Hye Jin KIM
Korea

Prof. Hye Jin Kim is an Associate Professor in the Department of Colorectal Surgery at Kyungpook National University Chilgok Hospital in South Korea. She completed her clinical fellowship at the same institution and has progressed from Assistant Professor to her current associate role. Her advanced training includes a visiting scholar position at the University of California, San Diego. Her clinical and research expertise is focused on minimally invasive techniques for colorectal cancer, with main interests encompassing laparoscopic and robotic colorectal surgery, lateral pelvic node dissection, and image-guided surgery.

She is an active member of several prestigious professional societies, including the Korean Surgical Society, the Korean Society of Coloproctology, and the European Association of Endoscopic Surgery. Prof. Kim has received significant international recognition for her research, notably through awards such as the Karl Stortz-EAES Award, an ESCP-KSCP Traveling Fellowship, the ACPGBI BJS Prize, and the Gerald Marks Rectal Cancer Award from SAGES. Her awarded work consistently addresses technical innovations and quality improvement in complex rectal cancer surgery, particularly in the realm of lateral pelvic node dissection.

In addition to her international accolades, Prof. Kim is a frequently honored presenter within her national academic community. She has received multiple "Best Oral Presentation" and "Best Poster Presentation" awards from the Korean Society of Coloproctology and the Korean Society of Laparoscopic Endoscopic Surgery, underscoring her role as a leading contributor to the field in Korea and internationally.

Speakers

Ms. On Wa KOO
Hong Kong

Ms. On Wa Koo is a Specialty Nurse in Perioperative Nursing with more than ten years of dedicated experience in the operating theatre. She holds both a Bachelor of Nursing and a Master of Nursing degree from The Chinese University of Hong Kong.

Currently serving as one of the team heads in General Surgery, Ms. Koo specializes in colorectal surgeries at the Prince of Wales Hospital in Hong Kong. Her expertise encompasses the full spectrum of perioperative care, including preoperative preparation, intraoperative coordination, and postoperative management for complex procedures. She has extensive experience in supporting multidisciplinary teams in the surgical treatment of colorectal diseases, with a particular focus on advanced interventions.

As a recognized Specialty Nurse in Perioperative Nursing, Ms. Koo is committed to delivering high-quality, evidence-based care while ensuring patient safety and optimal surgical outcomes. She actively contributes to team leadership, staff training, and quality improvement initiatives in the operating theatre setting.

Passionate about advancing perioperative nursing practice, Ms. Koo is dedicated to sharing her clinical insights with fellow professionals. At the International Colorectal Disease Symposium 2026, she will present "Participating in HIPEC - Perioperative Nursing Perspective," highlighting the vital role of nursing in hyperthermic intraperitoneal chemotherapy procedures.

Ms. Choi Ping LAM
Hong Kong

Ms. Oky Lam is a distinguished Nurse Consultant specializing in Colorectal Care, bringing over 25 years of extensive experience in colorectal surgery. A graduate of the Hong Kong Polytechnic University, she is also a Fellow of the Hong Kong College of Surgical Nursing. Currently, she leads the colorectal nursing team under the New Territories East Cluster (NTEC), focusing on colorectal cancer management, bowel function services, and cancer survivorship care.

Ms. Lam has co-authored two influential studies on perioperative care: Electroacupuncture Combined with Fast-Track Perioperative Program for Reducing Duration of Postoperative Ileus and Hospital Stay After Laparoscopic Colorectal Surgery and a related randomized trial. These publications significantly contribute to the field and underscore her commitment to advancing colorectal care practices.

Since the establishment of the Hyperthermic Intraperitoneal Chemotherapy (HIPEC) service at Prince of Wales Hospital in 2019, Ms. Lam has been instrumental in its expansion. She has trained a dedicated HIPEC nurse for cancer care coordination, and preoperative & postoperative management.

Her recent training in the UK in 2023 has enhanced her expertise in Enhanced Recovery After Surgery (ERAS) strategies, while her experience in pelvic floor disorders in the United States equips her to effectively address complex bowel function and pelvic health issues.

As a leader, Ms. Lam ensures coordinated cancer case management, screening, and service delivery across the cluster. She is committed to improving patient experiences and outcomes through her strategic vision and unwavering dedication to high-quality care.

Speakers

Ms. Penny Pui Ning LAM
Hong Kong

Ms. Penny Lam is an Advanced Practice Nurse (APN) at the PWH Endoscopy Centre, with extensive experience in gastrointestinal surgery and intensive care. After beginning her career in GI surgery, she honed their skills in critical care, becoming a specialist in managing critical patients. With a passion for advanced endoscopy procedures, she has also contributed to education as a speaker and mentor in the PRCC course on GI & endoscopy. Additionally, she hold a Master's in Nursing Management and are dedicated to improving patient outcomes in critical care and endoscopy.

Prof. Yoon Suk LEE
Korea

Prof. Yoon Suk Lee is a renowned professor in Colorectal surgery at Seoul St. Mary's Hospital, and has 24 years of experience in minimally invasive and robotic surgery. He is an expert in colon cancer, rectal cancer, laparoscopic surgery. Prof. Lee is constantly trying to extend the frontiers of modern medicine and improve treatment outcomes.

Speakers

Dr. Joyce MAK
Hong Kong

Dr. Joyce Wing Yan Mak is currently the Consultant at Division of Gastroenterology and Hepatology, Department of Medicine and Therapeutics at Prince of Wales Hospital. She is also the Honorary Clinical Associate Professor at Department of Medicine and Therapeutics at the Chinese University of Hong Kong. She graduated from the University of Hong Kong in 2008 and trained as a gastroenterologist. She was elected to be the Fellow of the Hong Kong College of Physicians in 2015. She is passionate about inflammatory bowel disease and gut microbiota. She worked as an honorary clinical research fellow in Inflammatory Bowel Disease Unit in St. Marks Academic Institute, London and honorary research fellow in IBD Unit in University of Chicago. She further obtained her PhD in Medical Sciences in inflammatory bowel disease in CUHK in 2022. She has published over 60 articles in peer-reviewed journals on inflammatory bowel disease and gut microbiota, including Lancet Gastroenterology and Hepatology and 3 book chapters on inflammatory bowel disease. She is the Immediate Past President of the Hong Kong IBD Society and is currently an Associate Editor for Frontline Gastroenterology and Journal of Gastroenterology and Hepatology Open, and editorial board member of Alimentary Pharmacology and Therapeutics (APT) and Journal of Crohn's and Colitis Plus. She is also a governing board member of the Asian Organisation of Crohn's and Colitis (AOCC).

Prof. Songphol MALAKORN
Thailand

Dr. Songphol Malakorn is a Thai colorectal surgeon highly specialized in surgical oncology. He graduated with honors from the Faculty of Medicine, Chulalongkorn University, in Thailand in 2003. He furthered his surgical training by completing the Diploma of the Thai Board of Surgery in 2008 and the Diploma of the Thai Subboard of Colon and Rectal Surgery in 2012.

Dr. Malakorn significantly advanced his expertise by completing an Advanced Colorectal Surgical Oncology fellowship at The University of Texas MD Anderson Cancer Center in the United States, through a full-training clinical fellowship program.

His special clinical interests lie in minimally invasive surgery, particularly Robotic-Assisted Colorectal Surgery and Laparoscopic-Assisted Colorectal Surgery, focusing on colorectal cancer. He is actively involved in clinical care, surgical education, and research, playing a key role in regional collaboration efforts among colorectal surgeons in East and Southeast Asia.

Speakers

Dr. Elaine NG
Malaysia

Consultant Colorectal Surgeon and current Head of Department of Surgery in Hospital Raja Permaisuri Bainun, Ipoh. Graduated from University of Malaya in 2005, obtained MRCS Ireland in 2008 followed by Master of Surgery from University of Malaya in 2013. Completed Colorectal Surgery Fellowship with the Malaysian Board of Colorectal Surgery and China Medical University Hospital, Taiwan in 2021. Current Vice President of Malaysian Society of Colorectal Surgeons as well as Deputy Country Lead for Global Reach, European Society of Coloproctology. Surgical trainer for Advanced Surgical Training and Basic Surgical Training for Master of Surgery and instructor for various postgraduate courses include CCrISP, NOTSS, SOTM and Training the Trainers. Active collaborator in multiple clinical trials including Global Surgery, East of Damascus, HALT-IT, Alligator and MAGPIE.

Dr. James NGU
Singapore

Dr. James Ngu is a Senior Consultant Colorectal Surgeon in the Department of Surgery, at Changi General Hospital (CGH). He specialises in Robotic and Minimally-invasive colorectal surgery, and serves as the Director of the CGH Advanced Surgical Centre and Chairman of the Singapore Health Services Robotic Surgery Committee.

Speakers

Dr. Ken OHATA
Japan

Dr. Ken Ohata is a leading expert in endoscopic submucosal dissection (ESD), with over 20 years of experience in diagnosing and treating early-stage gastrointestinal cancers. As Director of the Endoscopy Center at NTT Medical Center Tokyo, he oversees Japan's highest-volume colorectal ESD facility. A graduate of Nihon University School of Medicine, he has played a key role in advancing ESD techniques and training programs both in Japan and internationally.

He serves as a Visiting Professor at several institutions in China, while actively engaging in ESD education and training across Asia, Europe, Russia, and other regions worldwide. His groundbreaking research, published in Gastroenterology, was the first multicenter prospective study on colorectal ESD outcomes, significantly contributing to advancements in minimally invasive endoscopic treatments. His contributions, patents, and awards, including the 2020 Nihon University School of Medicine Alumni Academic Encouragement Award, underscore his dedication to improving diagnostic precision and therapeutic efficacy in gastroenterology.

Prof. Arun ROJANASAKUL
Thailand

Prof. Arun Rojanasakul is widely regarded as one of Thailand's most distinguished colorectal surgeons and a highly experienced specialist at Bumrungrad International Hospital, Bangkok.

Over the past several decades, he has earned international recognition for his unmatched expertise in colon, rectum, and anal fistula surgeries, ensuring safe, effective, and advanced treatment outcomes for his patients.

Known for his patient-centric approach, Prof. Arun Rojanasakul combines precision-based surgical techniques with compassionate care. He has been a pioneer in introducing modern colorectal surgical methods in Thailand, helping thousands of patients regain health and quality of life.

Speakers

Dr. David RUBIN
United States

Dr. David T. Rubin is the Joseph B. Kirsner Professor of Medicine, Professor of Pathology, Chief of the Section of Gastroenterology, Hepatology & Nutrition and Director of the Inflammatory Bowel Disease Center at the University of Chicago Medicine. He earned a medical degree with honors at The University of Chicago Pritzker School of Medicine where he also completed his residency in internal medicine and fellowships in gastroenterology and clinical medical ethics. He is associate faculty member at the MacLean Center for Clinical Medical Ethics, associate investigator at the University of Chicago Comprehensive Cancer Center and a member of the University of Chicago Committee on Clinical Pharmacology and Pharmacogenomics. He is the immediate past Chair of the National Scientific Advisory Committee of the Crohn's & Colitis Foundation and Chair of the International Organization for the Study of IBD.

Dr. Rubin's research is focused on disease modification in IBD including clinical trial designs, novel measures of inflammation and prevention of adverse outcomes, and quality of life in IBD. He has twice received the ACG's Governor's Award of Excellence in Clinical Research (2003 and 2013), and in 2020, Dr. Rubin received the Sherman Prize for Excellence in Crohn's and Colitis. In 2023, he received both the UChicago Michael Reese Lectureship Award (for outstanding faculty who have developed novel teaching and clinical research that advances healthcare) and the distinguished UChicago Arthur H. Rubenstein Mentorship in Academic Medicine Award. Dr. Rubin is currently a senior editor of the 12th edition of Sleisenger and Fordtran's Gastrointestinal and Liver Disease, and an author on >500 articles on management of IBD, including the 2025 ACG Guidelines for ulcerative colitis.

Prof. Aryeh SHANDER
United States

Prof. Aryeh Shander, M.D., FCCM, FCCP, FASA is Emeritus Chair, Department of Anesthesiology, Critical Care Medicine, Pain Management and Hyperbaric Medicine at Englewood Hospital & Medical Center in Englewood, NJ. He is also Adjunct Clinical Professor, Department of Anesthesiology, Medicine and Surgery at Icahn School of Medicine at Mount Sinai as well as Clinical Professor of Anesthesiology at Rutgers New Jersey Medical School in NJ. He served as the Executive Medical Director of The Institute for Patient Blood Management and Bloodless Medicine and Surgery at Englewood Hospital, and Past President of the Society for the Advancement of Patient Blood Management. He serves as the director for education for TeamHealth. Dr. Shander lectures nationally and internationally on a variety of topics and his more than 200 publications have appeared in several prestigious peer-reviewed medical journals.

Speakers

Asst. Prof. Mina SHEN
Taiwan

Prof. Mina Ming-yin Shen is serving as the Vice Superintendent at China Medical University Hsinchu Hospital in Taiwan, alongside her role as an Assistant Professor at National Tsing Hua University and China Medical University, Taiwan.

Prof. Shen's expertise lies in the field of minimally invasive colorectal surgery and the treatment for anal disease. She has served as a proctor of da Vinci Robotic Colorectal Surgery in Taiwan and was designated as a da Vinci Case Observation Epicenter. She has conducted over two thousand laparoscopic colorectal surgeries and typically performs around 700 hemorrhoidectomies annually. Since the launch of the da Vinci Xi system in her hospital in late 2021, she has gained experience from over 500 cases. International fellows or surgeons are welcome to arrive at her hospital to observe minimally invasive colorectal surgery, conducted either by laparoscopy or the da Vinci robotic system.

In recognition of her contributions to the field, Prof. Shen has been elected or appointed as a board member of Taiwan Society of Colon and Rectal Surgeons, ELSA (Endoscopic and Laparoscopic Surgeons of Asia), ISUCRS (International Society of University Colon and Rectal Surgeons), and APELS (Asia Pacific Endo-Lap Surgery Group).

Ms. Nga Fan SHUM
Hong Kong

Professional Background
Dr. Nga Fan Shum serves as the Colorectal Nurse Consultant in the Department of Surgery at Queen Mary Hospital. She holds a master's degree in health service management and a doctoral degree in Nursing.

Experience and Clinical Contributions
With 18 years of experience in the colorectal specialty, Dr. Shum's early work emphasized cancer case management, care delivery, and addressing the information and support needs of colorectal cancer patients undergoing treatment. She has established six specialized colorectal nurse clinics, including cancer care, bowel dysfunction, polyp care, triage assessment, cancer survivorship care, and a fast-track rectal bleeding assessment clinic. These clinics are aligned with the department's service direction to address a variety of patient needs.

Recognition and Teaching
In 2009, Dr. Shum was recognized as Outstanding Staff of Hospital. She is actively involved in teaching various courses in Hong Kong.

Research and Publications
Dr. Shum has a strong engagement in research activities and has published 9 papers in peer-reviewed international and local journals. Her research interests focus on colorectal cancer, the quality of life of colorectal cancer patients and their carers, bowel dysfunction, telephone intervention, and evidence-based nursing practice.

Speakers

Ms. Cecilia SIT
Hong Kong

SIT Tin Yan Cecilia is Chairperson (2024–2026) of the Hong Kong Enterostomal Therapists Association (HKETA), championing international partnerships that elevate standards, education, and accreditation in enterostomal therapy. She has strengthened cross-border collaboration by establishing a collaboration between international nursing professional groups like Australia, Malaysia, Singapore, and New Zealand, enhancing collaborative programs in clinical guidelines, professional development, and practice standards. She also promote the serving on international clinical guideline groups for venous leg ulcers and pressure injuries, and actively contributes to international peer-review and research networks.

Under her leadership, HKETA has expanded global engagement, creating new pathways for local nursing professionals to access international opportunities, and enhanced competency recognition and continuing education programs. With over 20 years in nursing education and healthcare management, Cecilia is recognized for her strategic execution, resource management, and ability to build strong partnerships across professional bodies and care providers.

Her credentials include Doctor of Nursing; Fellow of the Australasian College of Health Service Management; Fellow of the Hong Kong College of Health Services Executives; and Fellow of the Higher Education Academy, reflecting her commitment to advancing enterostomal therapy through collaborative, international change.

Dr. Ichiro TAKEMASA
Japan

Prof. Takemasa is a pioneering figure in colorectal cancer surgery, especially in minimally invasive surgery (MIS) and robotic surgery, with over 3,800 MIS cases and 1,000 robotic surgeries under his belt. His approach to colorectal cancer goes beyond just surgical techniques; he focuses on multimodal therapies, preoperative strategies, and molecular biology research, with over 300 scientific publications in peer-reviewed journals.

He holds significant leadership positions as an executive director of the Japanese Society of Gastroenterological Surgery (JSGS) and the Japan Society for Endoscopy Surgery (JSES). As the chair of the JSES Robotic-Assisted Surgery Steering Committee, Prof. Takemasa is recognized as a key opinion leader (KOL) in MIS and robotic surgery in Japan, having introduced cutting-edge techniques like single-incision laparoscopic surgery, robot-assisted surgery, and taTME for colorectal cancer. He is experienced in a variety of world-first surgeries for colorectal cancer. He has been involved in generating evidence for robotic surgery for colorectal cancer and has served as PI in more than 20 clinical trials.

Surgical care in the Society 5.0 era for SDGs is expected to develop into digital surgery that comprehensively integrates robot-assisted surgery, AI and ICT, and other advanced technologies to practice precision medicine. He has played a pivotal role in advancing digital surgery. He introduced six advanced robotic-assisted surgical instruments at Sapporo Medical University, contributing to telemedicine and remote surgery initiatives. As an early adopter of telemedicine, he is heavily involved in Japan's AMED Telemedical and Telemedicine Project, positioning himself at the forefront of global telemedical advancements. His work promises to transform regional and international healthcare through telementoring, telesurgery, and the expansion of telemedicine solutions.

Speakers

Prof. Feng WANG
China

Prof. Feng Wang is currently a professor, assistant president and director in the Department of Medical Oncology at Sun Yat-Sen University Cancer Center, Guangzhou, China. Awarded The National Science Fund for Distinguished Young Scholars. She holds many academic posts, including the National high-level talents, Vice Chairman of Youth Council of China Anti-Cancer Association. She has extensive experience and expertise in the field of Precision treatment and immunotherapy for digestive tract tumors. Prof. Wang sees more than thousands of patients with gastrointestinal cancers annually and has initiated or participated in many investigators initiated and NMPA approved clinical trials. Prof. Wang has published over 65 articles, Act as corresponding/co-corresponding or first author, such as Nature Medicine, Cancer Cell, Journal of Clinical Oncology, JAMA Oncology, Annals of Oncology, The Lancet Gastroenterology and Hepatology etc. 10 studies have been written into 14 authoritative guides at home and abroad, such as NCCN, ASCO, CSCO, CACA, etc. She was awarded 5 national invention patents and many prizes including the Second Prize of National Science and Technology Progress Award, First prize of Science and Technology Progress Award of Ministry of Education, First Prize of Chinese Medical Science and Technology Award, "Important Medical Progress 2022" Award of Chinese Academy of Medical Sciences, The 6th "XPLORER PRIZE"etc. She has won many honorary titles such as "National Famous Doctor", "People's Good Doctor" and "Young Scientist of China Anti-Cancer Association", and has been invited to invited to make oral presentations at major international conferences such as American ASCO, AACR Annual Meeting, European ESMO Annual Meeting, and China CSCO Annual Meeting.

Prof. Jianmin XU
China

Prof. Jianmin XU holds prominent leadership and academic positions in the field of colorectal surgery and oncology in China. He serves as the Director of the Colorectal Cancer Center and Department of Colorectal Surgery at Zhongshan Hospital, Fudan University, and leads the Shanghai Engineering Research Center of Colorectal Cancer Minimally Invasive Technology. Recognized for his expertise, he has been honored as a National Health Commission Young and Middle-Aged Expert with Outstanding Contributions and acts as the Chief Expert of a National Science and Technology Major Project.

He plays a pivotal role in several leading national medical societies. Within the Chinese Medical Doctor Association (CMDA), he is a Council Member and holds key leadership roles, including Vice Chairman of the Colorectal Cancer Professional Committee and Chairman of both the Professional Committee of Robotic Surgery and the Metastasis Research Committee of the Anorectal Branch. In the Chinese Society of Clinical Oncology (CSCO), he serves as Vice Chairman of the Colorectal Cancer Expert Committee. He is also a Standing Council Member of the Chinese Anti-Cancer Association (CACA), where he contributes as Vice Chairman of the Colorectal Cancer Professional Committee and the Integrated Colorectal Cancer Committee, as well as the Big Data and Real-World Research Committee, and Chairman of the Colorectal Cancer Integrated Science Popularization Committee. Additionally, he is a Member of the Colorectal Surgery Group under the Surgical Branch of the Chinese Medical Association (CMA).

Speakers

Dr. Hon Chi YIP
Hong Kong

Dr. Hon Chi Yip is currently clinical assistant professor at the Division of Upper Gastrointestinal and Metabolic Surgery, Department of Surgery, Faculty of Medicine, the Chinese University of Hong Kong. He is also serving as deputy director of the endoscopy center and honorary associate consultant at the Prince of Wales Hospital.

Dr. Yip graduated from the Chinese University of Hong Kong in 2008 with honors. He received the RC Li Gold Medal in Surgery. He joined the Department of Surgery at Prince of Wales Hospital after graduation and obtained the fellowship in General Surgery in 2015.

Focusing on Upper Gastrointestinal Tract Cancer management, Dr. Yip underwent overseas training in Osaka and Tokyo, Japan in 2017. His current research focuses on endoscopic diagnosis and treatment of early gastrointestinal cancer, as well as minimally invasive and robotic techniques in surgical treatment of gastric and esophageal neoplasia. Working with Cornerstone Robotics, a new robotic surgical system developed in Hong Kong, Dr. Yip pioneered the use of the system in upper gastrointestinal surgery as well as application of artificial intelligence in robotic surgery.

Dr. Yip is engaged in regional education and training. He serves in the steering committee of the Asian Novel Bio-imaging and Intervention Group (ANBIIG), an Asian wide organization focusing on endoscopic diagnosis and treatment of GI luminal diseases. He is a member of the Education Committee in the Asia-Pacific Society of Digestive Endoscopy (APSDE). He is currently board member of the Asia-Pacific Endo-Laparoscopic Surgery Group (APELS), Guidelines Committee member of International Society for Diseases of the Esophagus (ISDE), member of the Academy of Endoscopy (AoE), council member of Hong Kong Society of Digestive Endoscopy and Hong Kong Society of Robotic Surgery.

Prof. Yong Sik YOON
Korea

Prof. Yong Sik Yoon, M.D., Ph.D., is a Professor in the Department of Colorectal Surgery at Asan Medical Center, University of Ulsan College of Medicine in Seoul, Korea. He serves as the Director of the Asan Robotic Surgery Center, a position he has held since 2020. After earning his M.D., M.S., and Ph.D. degrees from the University of Ulsan, he completed surgical training and colorectal fellowships at Asan Medical Center, followed by a research fellowship at the Cleveland Clinic Foundation (USA).

Prof. Yoon's clinical and academic focus centers on minimally invasive and robotic colorectal surgery, Crohn's disease, and complex perianal fistula management. He has published over 220 papers in leading international journals such as Surgical Endoscopy, World Journal of Gastroenterology, and Journal of Crohn's and Colitis.

A board-certified colorectal surgeon, Prof. Yoon is an active member of the American Society of Colon and Rectal Surgeons and the Korean Society of Coloproctology, contributing extensively to surgical innovation, education, and multicenter research collaborations in advanced robotic and inflammatory bowel disease surgery.

LIST OF EPOSTERS

Abstract - 03
Surgical outcome in octogenarians undergoing elective colorectal cancer surgery
Jason Yu Yin LI
Tseung Kwan O Hospital, Hong Kong

Abstract - 06
Unusual complication after ultralow anterior restorative resection for carcinoma rectum: Rectovaginal fistula
Naing Lin ZAW
East Yangon General Hospital, Yangon, Myanmar

Abstract - 07
Synchronous colorectal cancer: A four-case series from a provincial hospital in Vietnam
Khang Nguyen TRAN
Chau Doc General Hospital, Viet Nam

Abstract - 10
ICG fluorescence imaging allows navigation of critical vessels during laparoscopic and robotic colorectal surgery
Trevor M YEUNG
The Chinese University of Hong Kong, Hong Kong

Abstract - 12
The impact of pre-operative oral antibiotics on surgical site infection risk: A retrospective cohort study
Wing Tung KUNG
Princess Margaret Hospital, Hong Kong

Abstract - 13
Robotic rectal resection: Prospective consecutive series from New Territories West Cluster, Hong Kong
Chung Ying MOK
Tuen Mun Hospital, Hong Kong

Abstract - 16
Clinicopathologic features and surgical outcomes of emergency versus elective colon cancer surgery
Alyanna Mae MANCHING
St. Luke's Medical Center, Philippines

Abstract - 17
Initial experience with extraperitoneal end colostomy in a tertiary centre: Feasibility and short-term outcomes
Neehad BAHARUDDIN
Ministry of Health, Malaysia

Abstract - 18
Not all giants are dangerous: Benign megacolon
Subhathira MANOHKARAN
Ministry of Health, Malaysia

Abstract - 20
Combined endoscopic and laparoscopic colon surgery for benign cecal polyps: An observational study
Jubi Lyn TAN
St. Luke's Medical Center, Philippines

Abstract - 21
Relationship between genetic mutations, compliance and staging of metachronous colorectal cancer in patients with Lynch Syndrome
Ching Elvin SO
The Chinese University of Hong Kong, Hong Kong

OLYMPUS

VISERA ELITE III

VISERA ELITE III Video System Center

OTV-S700

4K Multi-Specialty Video Processor with Upgradeable 3D/IR Capability

3D

Full Color IR

Future

OLYMPUS HK AND CHINA LIMITED
Tel: 21705678 Fax: 21705679

www.olympusmedical.com.hk

OLYMPUS

POWERSEAL

POWERSEAL Sealer/Divider

Curved Jaw, Double-Action

The clinical performance you expect with unmatched efficiency and comfort

THERMAL SPREAD

No statistical difference in thermal spread when compared to the LigaSure Maryland Jaw.[4]

FAST SEALING

Average seal time is 2.8 seconds on vessels with a diameter up to 7 mm.[17]

OLYMPUS HK AND CHINA LIMITED
Tel: 21705678 Fax: 21705679

www.olympusmedical.com.hk

SYMPOSIUM INFORMATION

Symposium Venue
S420 Series Rooms, Level 4
Hong Kong Convention and Exhibition Centre (HKCEC)
1 Expo Drive, Hong Kong
(Please use the Harbour Road entrance.)

Location & Transportation:
www.hkcec.com/en/location-transportation

Directions to the Hong Kong Convention and Exhibition Centre (HKCEC) by car:
https://www.hkcec.com/en/road-map

No free parking is available at the Hong Kong Convention and Exhibition Centre.

Registration and Information
The Registration and Information Desk is located outside Room S427, Level 4 of HKCEC, and will be operated during the following hours:

Date	Time
31 January 2026 (Sat)	08:00 – 17:00
1 February 2026 (Sun)	08:00 – 17:00

Speakers Preview Room
To ensure the smooth running of sessions, speakers can submit their PowerPoint presentations at the Speakers Preview Room, Room S429, Level 4 of HKCEC to upload their presentation(s) at least half-day before your session(s).

The opening hours of Speakers Preview Room are:

Date	Time
30 January 2026 (Fri)	14:00 – 17:00
31 January 2026 (Sat)	08:00 – 17:00
1 February 2026 (Sun)	08:00 – 17:00

Exhibition
An exhibition of medical and pharmaceutical products is held in conjunction with the Symposium.

Coffee/Tea
Coffee/Tea will be served at the Exhibition Area at the designated times.

Lunch Symposium
Lunch will be provided during the Lunch Symposium at Room S421 at designated times and available on first-come-first-served basis.

Breakfast Symposium
Light refreshment will be provided during the Breakfast Symposium at Room S421 at 08:30-09:00 on 1 February 2026.

Lucky Draw
Each participant will receive a lucky draw card when they collect their registration badge. Please COLLECT stamps from ALL exhibitors and DROP the card into the Lucky Draw Box at the Registration Desk before 16:30, 1 February. The lucky draw will be held at the Closing at 17:00, 1 February.

Winners will be announced immediately after the draw. If the winner is not present to collect the prize in person at that time, the claim to the prize will be forfeited.

ePosters Display
TV Kiosk for the ePosters Display is in the Exhibition Area.

Language
The official language of the Symposium is English. There will be no simultaneous interpretation.

Badge Identification
Each participant will receive a name badge upon registration. All participants are requested to wear their name badges throughout the Symposium. Only badge holders will be admitted to the Symposium venue.

Certificate of Attendance
E-Certificate of attendance will be sent to all attendees after the Symposium.

Local CME/CNE Accreditation
Please signify your attendance at the service desk located at the Registration Area for CME/CNE accreditation.

Wifi
Free WIFI is available at the Symposium venue. To ensure reasonable performance and for use by all users, there is a 4-hour usage limit of the free WIFI service upon registration for each user. User account will be automatically logged out after a 4-hour idle period.

Personal Property
Please take good care of your personal belongings. Do not leave them unattended. The Organizers and the Symposium Secretariat will not be responsible for any loss or damage to your personal property.

Liability
The Organizers will not be liable for personal accidents or any loss or damage to private property during the Symposium. Participants should make their own arrangements with respect to personal insurance.

Disclaimer
Whilst every attempt will be made to ensure that all aspects of the Symposium mentioned will take place as scheduled, the Organizers reserve the right to make last-minute changes should the need arise.

Medtronic

Signia™ Stapling System

Smart stapling. **Sustainable future.**

The Signia™ stapling system creates up to 62% less clinical and residual waste.†,1,2

The Signia™ stapling system, enhanced technology, innovative design, and also thinking of all our futures.



† Compared to the single-use Echelon Flex™ staplers in VATS, sleeve gastrectomies, and gastric bypasses. Total waste based on device component weights and expected circulation ratio of each component per procedure.

1. Based on internal test report #RE00024826 Signia™ stapling system summative usability report, January 2016.

2. M. Meissner, et al, Evaluating the Environmental Impact of Single-Use and Multi-Use Surgical Staplers with Staple Line Buttressing in Laparoscopic Bariatric Surgery, Risk Management and Healthcare Policy 2023:16 1423-1433.

For healthcare professionals only
For more information:
Medtronic Hong Kong Medical Limited
1104-11, 11/F, Tower 1, The Gateway, Tsim Sha Tsui, Kowloon TEL: (852) 2919 1300 FAX: (852) 2838 0749
www.medtronic.com
© 2024 Medtronic. All rights reserved. Medtronic, Medtronic logo and Engineering the Extraordinary are trademarks of Medtronic. Third party brands are trademarks of their respective owners. All other brands are trademarks of a Medtronic company. PMS0480/280213

ACADEMIC ACCREDITATION

College / Association	CME/CNE Points Awarded			
	Max. for whole function	31 Jan 2026	1 Feb 2026	CME Category
CME				
The College of Surgeons of Hong Kong	12	6	6	CME-PP
Hong Kong College of Anaesthesiologists	14.5	7	7.5	RC-NA
Hong Kong College of Physicians	2	1	1	PP-PP
Hong Kong College of Radiologists	14.5	7	7.5	B-PP
MCHK CME Programme	10	5	5	CME-PASSIVECME
CNE				
CNE (Accredited by HKSCP)	14.5	7	7.5	-

(as of 23 January 2026)

FLOOR PLAN & EXHIBITION

Level 4, Hong Kong Convention and Exhibition Centre

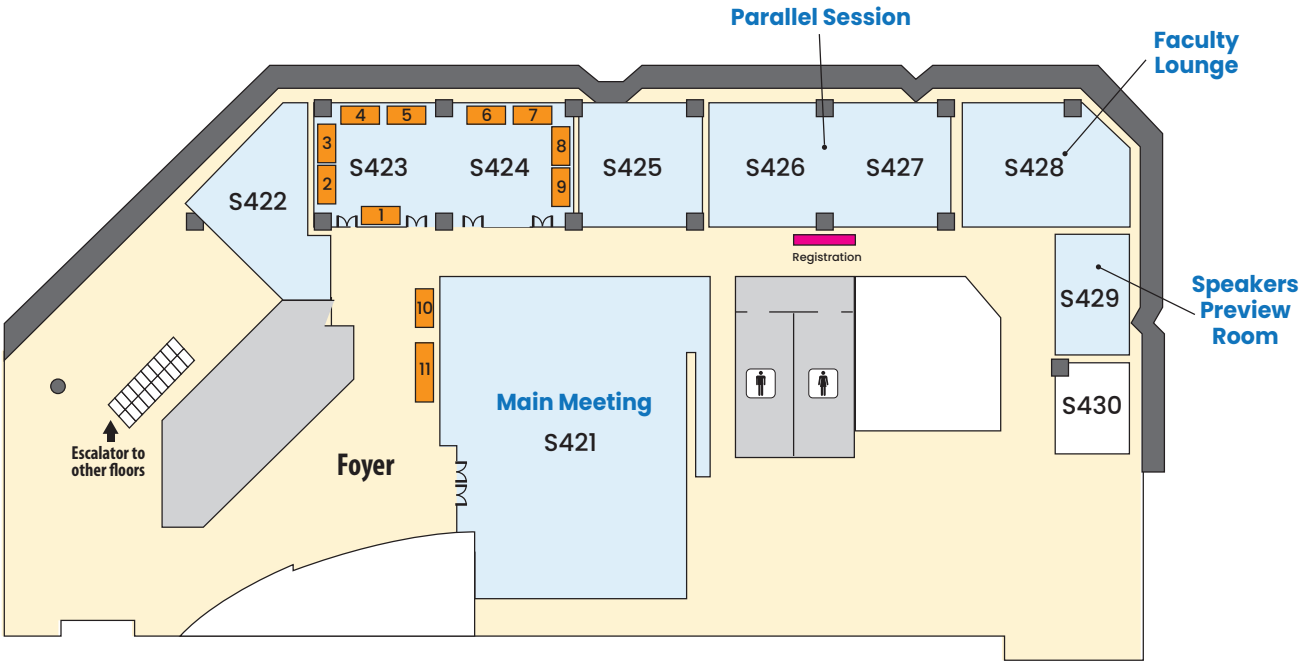

Exhibitors	Booth No.
Olympus Hong Kong and China Limited	11
A. Menarini Hong Kong Limited	6
APELS - Asia Pacific Endo-Lap Surgery Group	10
Baxter Healthcare Limited	4
Boston Scientific Hong Kong Limited	8
Cornerstone Robotics Limited	9
Fresenius Kabi Hong Kong Ltd.	3
Intuitive Surgical-Fosun (Hongkong) Co., Ltd.	5
Johnson & Johnson (Hong Kong) Ltd.	2
Medtronic Hong Kong Medical Limited	1
Servier Hong Kong Limited	7

DUALTO™

Surgical Energy, Simplified.

DUALTO™ Energy System

A new level of operating room efficiency for enhanced patient care:

- **Space efficiency:** Configurable and customizable for different OR needs
- **Setup efficiency:** Touchscreen setup with step-by-step guidance
- **Intra-operative efficiency:** Actionable feedback for faster troubleshooting and designed for simultaneous energy delivery by multiple surgeons

ECHELON™ 3000

A better surgical experience. Within reach.

- Improved **access** for challenging anatomy[1]
- Enables **easier placement** on thick or challenging tissue[5]
- More **control** positioning jaws on tissue[6]
- The only buttress designed specifically for use with ECHELON™ Staplers

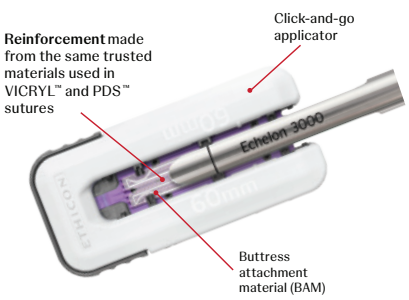



Johnson&Johnson MedTech

References:
1 Comparison of average articulation angle and average jaw aperture between the ECHELON™ 3000 Stapler, ECHELON™+ Stapler, and Medtronic Signia™ Stapling System. (207537-220323)
2 Comparison of average maximum articulation angle for ECHELON™ 3000 60mm Stapler (56.51°) vs. Medtronic Signia™ Stapling System 60mm (44.56°), p<0.05. (201022-220112)
3 Comparison of average jaw aperture for ECHELON™ 3000 Stapler 60mm (22.79mm) vs. Medtronic Signia™ Stapling System 60mm (16.38mm), p<0.001. (202186-220126)
4 Comparison of articulation joint length between ECHELON™ 3000 Stapler (28.4mm) vs. ECHELON™+ Stapler (38.7mm).
5 Comparison of maximum average articulation span and maximum jaw aperture between the ECHELON™ 3000 Stapler, ECHELON+ Stapler, and Medtronic Signia™ Stapling System, p-value < 0.001. Maximum average jaw aperture: 22.79mm; 17.11mm; 16.35mm respectively. Challenging tissue - varying thickness and density (205778-220309)
6 Compared to the legacy Powered Plus Stapler (207534-220323)

ACKNOWLEDGEMENT

The Organizing Committee would like to extend their sincere thanks to the following Sponsors for their unfailing support and generous contribution towards the success of the International Colorectal Disease Symposium 2026 (ICDS 2026).

Diamond Sponsor

OLYMPUS

Platinum Sponsor

Medtronic

Gold Sponsors

MENARINI

Johnson&Johnson MedTech

Silver Sponsors

Baxter

Cornerstone Robotics

FRESENIUS KABI caring for life

INTUITIVE FOSUN 直觀復星

SERVIER moved by you

Sponsors

Boston Scientific Advancing science for life™

CREO MEDICAL

Otsuka

Takeda

BFLUID Injection

Protection Against Protein Loss in Malnourished Patients[1]

- High amount of leucine (4.2g in 9g BCAA) per 1000ml[1]
- Restores nitrogen balance in postoperative patients[2]
- Helps maintain positive nitrogen balance in postoperative patients[3]



BCAA=Branched-Chain Amino Acid.

References: 1. BFLUID Injection Prescribing Information (HK Revised Sep 2021). **2.** Bonau RA, Jeevanandam M, Daly JM. High-branched chain amino acid solutions: relationship of composition to efficacy. JPEN J Parenter Enteral Nutr. 1984;8(6):622-627. **3.** Konosu M, Iwaya T, Kimura Y, et al. Peripheral vein infusions of amino acids facilitate recovery after esophagectomy for esophageal cancer: Retrospective cohort analysis. Ann Med Surg (Lond). 2017; 14:29-35.

Abbreviated Prescribing Information

BFLUID INJECTION: Per 1000 mL (after mixing the 2 soln from upper & lower chambers) Electrolyte: Na 35 mEq, K 20 mEq, Mg 5 mEq, Ca 5 mEq, Cl 35 mEq, sulfate 5 mEq, acetate 16 mEq, L-lactate 20 mEq, citrate 6 mEq, phosphorus 10 mmol, Zn 5 micromole. Carbohydrate: Glucose 75 g, glucose conc 7.5%. Amino acids: Total free amino acids 30 g, total nitrogen 4.7 g, essential/non-essential amino acids: 1.44, branched-chain amino acids 30% (w/w). Vit: Thiamin Cl HCl 1.92 mg (thiamin equiv of 1.5 mg). Total calories: 420 kCal, nonprotein calories: 300 kCal, nonprotein calories/nitrogen: 64. **INDICATION:** Provision of amino acids, electrolytes, vitamin B1, and water via a peripheral vein to patients with mild hypoproteinemia or mild malnutrition due to inadequate oral intake, and before and after surgery. **DOSAGE:** Adult 500 mL/dose infused via peripheral vein at infusion rate of 500 mL administered over 120 min. The infusion rate should be reduced in the elderly and in critically ill patients. The dosage should be adjusted according to the patient's condition, body weight, and age. Max dose: 2500 mL/day. **CONTRAINDICATION:** Hypersensitivity; patients w/ hepatic coma or at risk of developing hepatic coma; serious renal disorder or azotemia; oliguria; CHF; severe acidosis; abnormal electrolyte metabolism [hyperkalemia or Addison's disease, etc, hyperphosphatemia (hypoparathyroidism, etc), hypermagnesemia (hypothyroidism, etc), hypercalcemia]; abnormal amino acid metabolism; reduced urine output due to obstructive uropathy. **WARNINGS AND PRECAUTIONS:** Acidosis; DM & CV dysfunction; monitor water & electrolyte balance; renal & hepatic dysfunction; patients on dialysis or hemofiltration with serious renal disorder, azotemia, or oliguria; use in pregnancy only when benefits outweigh the risk, avoid use during lactation. Cautious use in elderly patients such as reducing dose by decreasing infusion rate under careful supervision. **ADVERSE REACTIONS:** Vascular pain, phlebitis; elevated ALT, AST, ALP or total bilirubin levels; nausea, vomiting, chest discomfort. **Please see full Prescribing information for details.** (Ref: HKPI Revised Sep 2021; Last Update: May 2024)

HKOP-BFL-202503-003

Otsuka

Otsuka Pharmaceutical (H.K.) Ltd. Rm 1801, 18/F, Lee Garden Three, 1 Sunning Road, Causeway Bay, Hong Kong Tel: 2881 6299 Fax: 2577 5206

CREO MEDICAL

Speedboat Notch

Multi-modal endoscopic device with advanced tissue traction features

Speedboat™ Notch

Advanced Energy-powered bipolar RF dissection and microwave coagulation for gastric, oesophageal and colonic procedures in the Upper and Lower GI tracts

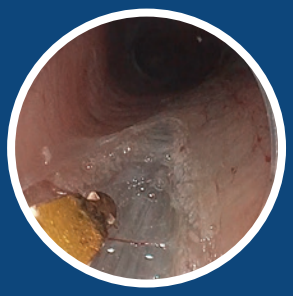

Innovative Notch Tip Design for Depth Perception

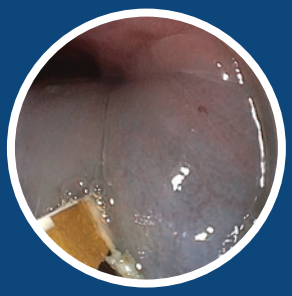

Precise Tissue Dissection

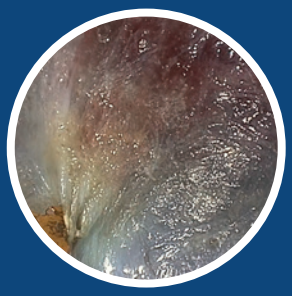

Advanced Tissue Traction

SpydrBlade Flex

The most versatile dissection tool in flexible endoscopy

SpydrBlade™ Flex

Unique multi-modal endoscopic device with advanced bipolar RF for cutting and super high frequency 5.8 GHz microwave for coagulation

Tip Cut

Open/Close Snip Cut

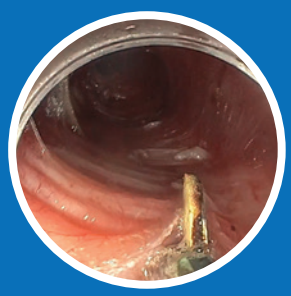

Open 'Glide' Cut

Visit creomedical.com to find out more

ADA, adalimumab; CD, Crohn's disease; CDAI, Crohn's disease activity index; CI, confidence interval; IV. intravenous; Q4W, every 4 weeks; Q8W, every 8 weeks; RHI, Robarts Histopathology Index; SES-CD, simple endoscopic score for CD; SC, subcutaneous; TNFα, tumour necrosis factor-alpha; UC, ulcerative colitis; VDZ, vedolizumab.

*Clinical remission in UC (complete Mayo Score ≤2 points and no individual subscore >1 point) 42% and 45% at Week 52 with Entyvio® vs 16% with placebo; p<0.0001.[1] †Clinical remission in CD (CDAI ≤150) 39% with Entyvio® at Week 52 vs 22% with placebo; p<0.001.[1] ‡Significantly more TNF-antagonist-naive patients with Entyvio® achieved composite symptom score vs placebo at week 2 in UC (22.3% vs 6.3%, respectively) and CD (15% vs 7.9%, respectively).[3] §Mucosal healing in UC (composite outcomes of histologic remission or minimal histologic disease activity and endoscopic improvement [defined as a Mayo endoscopic subscore of ≤1 point]) Geboes grade <2: 25.6% with Entyvio® vs 6.7% with adalimumab; p<0.0001; RHI ≤2: 30.5% vs 14.5%, respectively, nominal p<0.0001.[4] ‖Endoscopic remission (SES-CD≤4) and complete mucosal healing in CD (the absence of any ulcers, including aphthae) 17.9% with Entyvio® (n=10/56) at week 52.[5] ¶Clinical remission in UC (total Mayo Score ≤2 points and no individual subscore >1 point) 31.3% at Week 52 with Entyvio® vs 22.5% with ADA p=0.006.[6]

Study designs: GEMINI 1 is a phase 3, randomised, double-blind, placebo controlled study in patients with moderate to severe UC. In induction trial at week 0 and 2, cohort 1 (N=374) was randomised to receive VDZ or placebo while cohort 2 (N=521) received open-label VDZ. Disease status was assessed at week 6. Week 6 responders were randomized to VDZ Q8W or Q4W or placebo for 52 weeks. Primary endpoints: clinical response at week 6 and clinical remission at week 52.[1] **GEMINI 2** is a phase 3, randomised, double-blind, placebo-controlled study in patients with moderate to severe CD. In induction trial at week 0 and 2, cohort 1 (N=368) was randomised to receive VDZ or placebo while cohort 2 (N=747) received open-label VDZ. Disease status was assessed at week 6. Week 6 responders (N=461) were randomized to VDZ Q8W or Q4W or placebo for 52 weeks. Primary endpoints: clinical remission and CDAI-100 response at week 6, and clinical remission at week 52.[1] **GEMINI Post-hoc** with data collected from phase 3, randomised, controlled trials of VDZ vs placebo in adult patients with UC (n = 374) or CD (n = 784), evaluate patient-reported symptoms (rectal bleeding and stool frequency in UC, abdominal pain and loose stool frequency in CD) reported at weeks 2, 4, and 6. Mean percentage score changes were reported from baseline and proportions of patients who achieved predefined scores.[3] **VERSIFY** is an open-label, single-arm, phase 3b study to prospectively evaluate outcomes in 101 patients with moderately and severely active CD. Eligible patients received 26-week VDZ IV. The protocol was amended to extend to 52-week treatment. Dose frequency increment was not allowed in this study. Primary endpoint was endoscopic remission at week 26. Secondary endpoints were endoscopic remission at week 14 and 52, complete mucosal healing and endoscopic response at week 14, 26 and 52. Note that this study did not have a comparator arm.[5] **VARSITY** is a phase 3b, randomised, double-dummy, active-controlled superiority trial to detect treatment differences between VDZ (n = 383) and ADA (n=386). Patients were assigned to receive IV VDZ 300mg or SC ADA 40mg. The primary outcomes was clinical remission at week 52. Secondary outcomes were endoscopic improvement and corticosteroid-free clinical remission at week 52.[6] **VARSITY post-hoc** reports further results from the VARSITY trial regarding the histologic endpoints of histologic remission and minimal histologic disease activity associated with VDZ vs ADA treatment of UC as assessed using both the Geboes and RHI histologic scoring systems, including a composite endoscopic-histologic outcome endpoint. Study limitations included gut variability in histopathologic severity due to diffuse mucosal inflammation in ulcerative colitis and a lack of patient long-term follow-up.[4]

References: 1. Entyvio HK prescribing information (EU JAN2022-HK Jun2022). **2.** Takeda Data on File. VV-SUP-153699. December 2023. **3.** Feagan BG, et al. Clin Gastroenterol Hepatol. 2019;17:130–8.e7. **4.** Peyrin-Biroulet L, et al. Gastroenterology. 2021;161:1156–67.e3. **5.** Danese S, et al. Gastroenterology. 2019;157:1007–18.e7. **6.** Sands BE, et al. N Engl J Med. 2019;381:1215–26.

ENTYVIO POWDER FOR CONCENTRATE FOR SOLUTION FOR INFUSION 300MG Abbreviated Prescribing Information (EU-JAN2022 – HK-JUN2022)

Presentation: Entyvio intravenous (IV): 300 mg powder for concentrate for solution for infusion. Indication: Adult patients with moderately to severely active ulcerative colitis (UC)/Crohn's disease (CD) who have had an inadequate response with, lost response to, or were intolerant to either conventional therapy or a tumour necrosis factor-alpha (TNFα) antagonist. Adult patients with moderately to severely active chronic pouchitis, who have undergone proctocolectomy and ileal pouch anal anastomosis for UC, and have had an inadequate response with or lost response to antibiotic therapy. Dosage and administration: UC: Recommended dose regimen 300 mg administered by IV infusion over 30 minutes at 0, 2, 6 weeks and every 8 weeks thereafter. Discontinue treatment if no evidence of therapeutic benefit by week 10. If patients experience a decrease in response, they may benefit from increased dosage frequency to 300 mg every 4 weeks. Corticosteroids may be reduced/discontinued in patients who respond to treatment with Entyvio. If therapy is interrupted and needs to be restarted, Entyvio dosing every 4 weeks may be considered. CD: Recommended dose regimen is 300 mg administered by IV infusion over 30 minutes at 0, 2, 6 weeks and every 8 weeks thereafter. Patients who have not shown evidence of therapeutic benefit may benefit from a dose at week 10. Continue therapy every 8 weeks from week 14 in responding patients. Therapy should be discontinued if no evidence of therapeutic benefit is observed by week 14. If therapy is interrupted and needs to be restarted, Entyvio dosing every 4 weeks may be considered. Pouchitis: Recommended dose regimen is 300 mg administered by IV infusion at 0, 2 and 6 weeks and then every 8 weeks thereafter. Treatment should be initiated in parallel with standard of care antibiotic (e.g., four-week of ciprofloxacin). Therapy discontinuation should be considered if no evidence of therapeutic benefit is observed by week 14. There are no retreatment data available if therapy is interrupted and needs to be restarted. Elderly patients: No dosage adjustment required. Renal or hepatic impairment: Entyvio has not been studied in these populations. No dose recommendation can be given. Paediatric populations: No data available in children aged 0-17 years.. Contraindications: Hypersensitivity to Entyvio or any of the excipients. Active severe infections such as tuberculosis (TB), sepsis, cytomegalovirus, listeriosis and opportunistic infections such as Progressive Multifocal Leukoencephalopathy (PML). Warnings and precautions: Patients should be observed continuously during infusions for signs/symptoms of hypersensitivity reactions. Patients should continue to be observed for two hours following infusion completion for the first two infusions and one hour for subsequent infusions. Infusion-related reactions (IRR): Hypersensitivity reactions have been reported, the majority were of mild to moderate severity. Discontinue treatment if anaphylaxis or other serious allergic reactions occur and initiate appropriate treatment. In mild to moderate IRR, slow or interrupt infusion. Consideration for pre-treatment with antihistamine, hydrocortisone and/or paracetamol should be given prior to next infusion, for patients with history of mild/moderate IRR to Entyvio. Infections: Not to be initiated in patients with active, severe infections until infections are controlled. Consider withholding in patients who develop severe infection while on treatment with Entyvio. Before initiating treatment, patients must be screened for TB. If latent TB is diagnosed, anti-tuberculosis appropriate treatment must be initiated prior to Entyvio treatment. John Cunningham (JC) virus infection resulting in PML . Monitor patients for any new or worsening neurological signs/symptoms. Malignancy: Increased risk of malignancy in UC and CD. Immunomodulatory products may increase risk. Prior and concurrent use of biological products: No clinical data available for Entyvio use in patients previously treated with natalizumab or rituximab. Patients previously exposed to natalizumab should wait at least 12 weeks prior to initiating Entyvio therapy. Entyvio not recommended for concomitant use with biologic immunosuppressants Live and oral vaccines: Patients may continue to receive non-live vaccines. Patients recommended to be up-to-date with all appropriate immunisations prior to initiating Entyvio. Live vaccines may be administered concurrently only if benefit clearly outweighs risk. Interactions: No interaction studies performed. UC and CD: Concomitant administration of corticosteroids, immunomodulators (azathioprine, 6-mercaptopurine, and methotrexate) and aminosalicylates did not have a clinically meaningful effect on Entyvio pharmacokinetics. Pouchitis: co-administered with antibiotics have been observed. The effect on the pharmacokinetics of commonly co-administered medicinal compounds has not been studied. Fertility, pregnancy and lactation: There are no data on the effects of vedolizumab on human fertility. Women of childbearing potential should use adequate contraception and continue for at least 18 weeks after last Entyvio treatment. Preferable to avoid use of Entyvio during pregnancy unless benefits clearly outweigh potential risk to both the mother and foetus. Entyvio has been detected in human milk. The effects on breast-fed infants and milk production are unknown. Use of Entyvio in lactating women should consider the benefit of therapy against potential risks to the infant. Undesirable effects: Very Common (≥1/10): nasopharyngitis, headache, arthralgia. Common (≥1/100, <1/10): bronchitis, gastroenteritis, upper respiratory tract infection, influenza, sinusitis, pharyngitis, paraesthesia, hypertension, oropharyngeal pain, nasal congestion, cough, anal abscess, anal fissure, nausea, dyspepsia, constipation, abdominal distension, flatulence, haemorrhoids, rectal haemorrhage*, rash, pruritus, eczema, erythema, night sweats, acne, muscle spasms, back pain, muscular weakness, fatigue, pain in extremity, pyrexia, infusion related reaction (asthenia and chest discomfort), Uncommon (≥ 1/1,000 to < 1/100): respiratory tract infection, vulvovaginal candidiasis, oral candidiasis, herpes zoster, folliculitis, infusion site reaction (including infusion site pain and irritation), infusion related reaction, chills, feeling cold. Very rare (< 1/10,000): pneumonia, anaphylactic reaction, anaphylactic shock, blurred vision.

For detailed information, please consult full prescribing information.
To Report Suspected Side Effects for Takeda Products at AE.HongKong@takeda.com.
Medical Information and other Inquiries for Takeda Products at medinfohk@takeda.com

Takeda

Takeda Pharmaceuticals (Hong Kong) Ltd
Morrison Hill Post Office, P O Box 47256, Hong Kong | Tel: 2133 9800 | Fax: 2856 2728

C-APROM/HK/ENTY/0137 (05/2025)